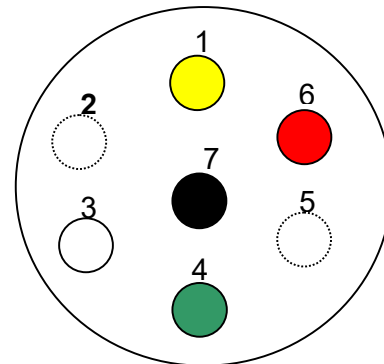
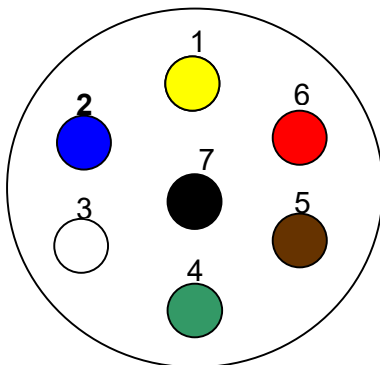
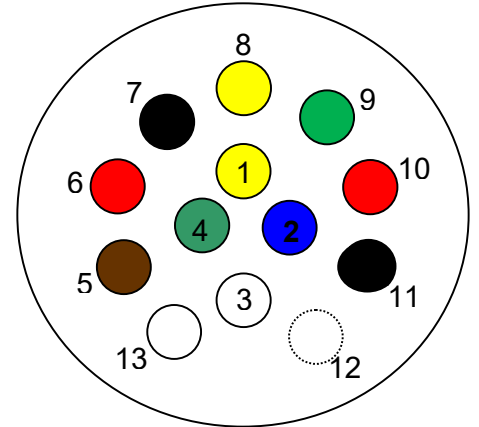


MP603B 13 pin plug wiring viewed from the rear of plug

Pin No.	Circuit	Wire Colour
1	Indicator Left	Yellow
2	Rear fog light	Blue
3	Earth for contacts 1-8	White
4	Indicators Right	Green
5	Side lights Right	Brown
6	Brake lights	Red
7	Side lights Left	Black
8	Reverse	Yellow
9	Battery supply	Green
10	Battery (ignition switched)	Red
11	Earth return for contact 10	Black
12	Reserved	
13	Earth return for contact 9	White



12N (Black) Viewed from the rear of socket

Pin No.	Circuit	Colour
1	Indicator Left	Yellow
2	Rear fog light	Blue
3	Earth for contacts 1-8	White
4	Indicators Right	Green
5	Side lights Right	Brown
6	Brake lights	Red
7	Side lights Left	Black

12S (Grey) Viewed from the rear of socket

Pin No.	Circuit	Colour
1	Reversing Lamps	Yellow
2		
3	Earth (contact 4)	White
4	Power supply (steady)	Green
5		
6	Power supply (switched)	Red
7	Earth (contact 6)	Black